

ESS-ES1869

*Audio***RACK**

APPLICATION SOFTWARE
for Windows 3.1x

August 1997

1. The ESS AudioRack Application Software for Windows 3.1x

1.1. Introduction

The ESS AudioRack software consists of Power Control, Mixer, Wave player, MIDI player and CD player Racks. They can be arranged in any order. This software allows you to play Wave, MIDI (.WAV and .MID) files and CD-Audio titles simply by dragging and dropping them.

AudioRack in Windows 3.1x









1.2. Power Control Rack

This rack manages and launches the other racks.

Windows 3.1x

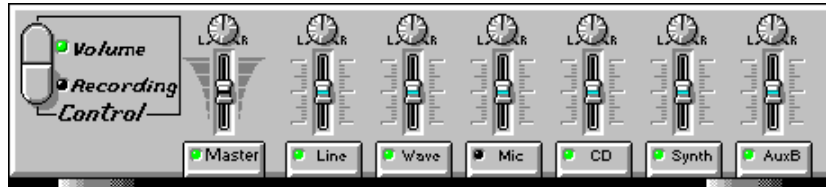


- Open/Close the Mixer Rack.
- Open/Close the Wave Rack.
- Open/Close the MIDI Rack.
- Open/Close the CD Rack.
- Open the on-line help.
- Close the AudioRack software.

1.3. Mixer Rack

This rack controls the volume of each input and output source under playback or recording.

Windows 3.1x



.....Switches between Playback and Recording control.



.....On/Off for recording monitor.



.....Adjust the volume between left and right channel.



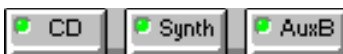
.....On/Off for master volume, adjusts the master volume by scrolling button.



.....Adjusts the volume in each source.



.....On/Off for volume of each source by
















clicking the different button.

1.4. Wave Rack

Playback and record WAV format files.

Windows 3.1x












- .....Record a wave file
- .....Play
- .....Pause
- .....Stop
- .....Scan backward
- .....Scan forward
- .....Go to beginning of previous song
- .....Go to beginning of next song
- .....Repeat play
- .....Edit the wave file
- .....Open a new wave file
- .....Open an existing wave file
- .....Save a wave file

1.5. MIDI Rack

Standard MIDI files playback.

Windows 3.1x












- Play
- Pause
- Stop
- Scan backward
- Scan forward
- Go to beginning of previous song
- Go to beginning of next song
- Repeat play
- Edit a play list

1.6. CD Rack

Audio CD playback. Disc insert and eject control.

Windows 3.1x



- Play
- Pause
- Stop
- Scan backward
- Scan forward
- Go to beginning of previous song
- Go to beginning of next song
- Repeat play
- Edit a play list

E-20-022
Version 1.0